

Izvijač plosnati električarski VDE

603VDE



Profili

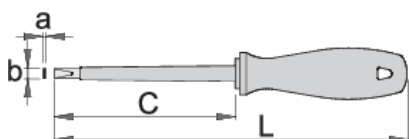




Zatvori pretraživanje

DIN EN IEC 60900 (VDE 0682-201):2019-04; EN IEC 60900:2018

Atributi proizvoda

- oštrica od Premium Hard krom-vanadijev čelika, u cjelosti ojačana i zakaljena
- vrh bruniran
- ručka ergonomski oblikovana
- ručka od polipropilena
- otvor u dršci za vješanje
- izrađeno prema standardu DIN EN IEC 60900 (VDE 0682-201):2019-04; EN IEC 60900:2018

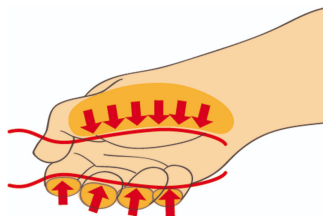


	axb	C	L	
616470	0.4 x 2.5	75	160	33
616471	0.5 x 3.0	100	185	37

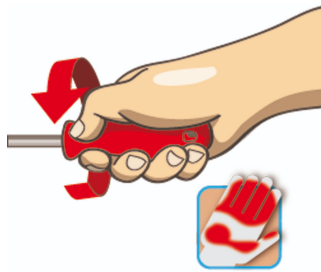
	axb	C	L	
616472	0.6 x 3.5	100	185	39
616473	0.8 x 4.0	100	185	43
616474	1.0 x 5.5	125	225	75
616475	1.2 x 6.5	150	260	113
616476	1.2 x 8.0	175	295	163
616477	1.6 x 10.0	200	320	115

* Slike proizvoda su simbolične. Sve dimenzije su u mm, masa je u g.

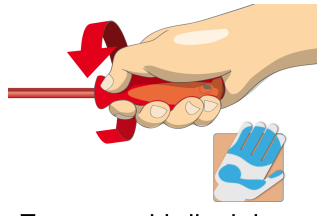
upotreba (pictures)



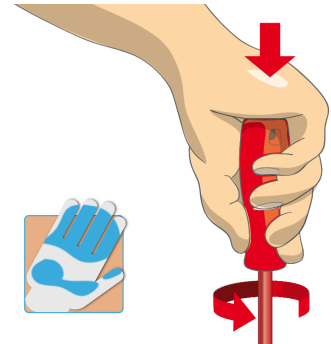
Ergonomski oblikovana drška za odličan prihvat i zaštitu ruke korisnika



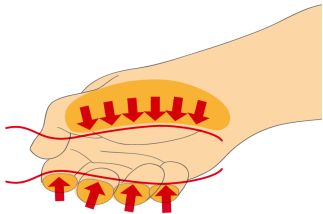
Velika kontaktna površina obezbeđuje postizanje većeg obrtnog momenta.



Ergonomski dizajnirana ručka štiti vašu ruku



Velika kontaktna površina = veći okretni moment



Safety tips



- Use a screw holding screwdriver to get screws started in awkward, hard-to-reach areas.
- Use a stubby screwdriver in close quarters where a conventional screwdriver cannot be used.
- A rounded tip should be redressed with a file; make sure edges are straight.
- Screwdrivers used in the shop are best stored in a rack. This way, the proper selection of the right screwdriver can be quickly made.



- Don't use pliers on the handle of a screwdriver to get extra turning power. A wrench should only be used on the square shank or bolster of a screwdriver that is especially designed for that purpose.
- Don't expose a screwdriver blade to excessive heat as it may reduce the hardness of the blade.
- Don't use a screwdriver with a split or broken handle.

- Keep the screwdriver handle clean; a greasy handle is apt to cause accidents.
- A screwdriver should never be used as pry bar. If it is overstressed in this manner, the blade might break and send a particle of steel into the operator's arm or even towards his eyes.
- VDE tools that have several parts, have to be assembled correctly before use.
- When working with VDE tools avoid contact with water.
- Don't use a regular screwdriver to check a storage battery or to determine if an electrical circuit is live.
- Don't use tools that shows sign of wear and have the second layer of plastic visible.

Frequently asked questions

Are insulated (VDE) tools considered as personal protective equipment (PPE)?

According to EU regulations, VDE tools are not considered as PPE.

Are the VDE tools only being sampled in series production?

The high voltage test (at 10kV) is performed fully on each tool. Other tests are performed in accordance with the EN60900 standard.